

GTR-10

Generator Controller

Manual



Web Site : <http://www.monicon.com.tw>^L

E-mail : sales@monicon.com.tw^L

Controller Description

GTR-10 is a multi-function diesel engine generator controller. It applies external manual switch to start the generator. No special training is required due to the easy operation. Fault protection includes: Emergency stop, Over speed, High water temperature, Low oil pressure, and Over crank. GTR-10 also displays the low battery voltage warning, and indicates the running status and power status.

GTR-10 equips with high firm continental-type terminal that provides easy plug in and removal. Furthermore, GTR-10 has 10 pins Dip switch for adjusting parameter according to system requirements, and make it not only reducing stock but also meeting the various system specifications. GTR-10 build-in 5 output powers relays which perform high power capacity reach to 5 Amp (DC) that saves the wiring for connection with extra power relays. No matter in function, protection or operation performance. GTR-10 is your best choice.

2. Profile

A、LED Indication

- Emergency / Auxiliary Shutdown
- Low Battery Warning
- Over Speed Shutdown
- High Water Temperature Shutdown
- Low Oil Pressure Shutdown
- Over Crank
- Run
- Power



Fig.1 10 Front Panel

3. Back Panel Function Description

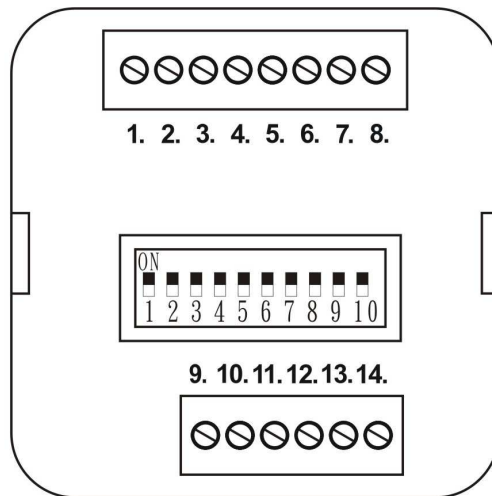


Fig. 2 GTR-10 Controller Back Panel

European Style Connector	Number	Description	Code
	1	Input power (Battery +)	++
	2	Ground (Battery -)	GND
	3	Output starter relay	Motor
	4	Output fuel valve relay	Valve
	5	Output alarm relay	Alarm
	6	Output stop relay	Stop
	7	Idle/Pre-heat relay	PreHeat
	8	Charge fire point	Charge
	9	Aux. switch shutdown	Em.Stop
	10	Input , High water temp.	H.W.T.
	11	Input, Low oil press.	L.O.P.
	12	Input , Auto start	Start
	13	Input , Frequency detect terminal	F.D1
14	Input , Frequency detect terminal	F.D2	

List 1 GTR-10 Terminal

A 、 Dip switch settings function

- Pin 1 & Pin 2 : Valve on to stop engine timer

Pin1	Pin2	Valve on stop engine delay
OFF	OFF	5 sec
ON	OFF	10 sec
OFF	ON	15 sec
ON	ON	20 sec

List 2 Stop Period

- Pin3 : System frequency 【ON : 50Hz ; OFF : 60Hz】
- Pin4 : Escape motor by oil pressure switch 【ON : Enable ; OFF : Disable】
- Pin5 : Pressure switch type 【ON : Normally Open ; OFF : Normally Close】
- Pin6 : Idle / Pre-heat output delay time 【ON : 10 (120) Sec ; OFF : 1 (10) Sec】
- Pin7 : Low DC Volt 【ON : 10.5VDC ; OFF : 21VDC】
- Pin8 & Pin9 Cooling time :

Pin8	Pin9	Cooling time
OFF	OFF	0 Sec
ON	OFF	60 Sec
OFF	ON	150 Sec
ON	ON	300 Sec

List 3 Cooling Time

- Pin10 : Idle / Pre-heat Function Select 【ON : Idle ; OFF : Pre-heat】

4. Case Dimension

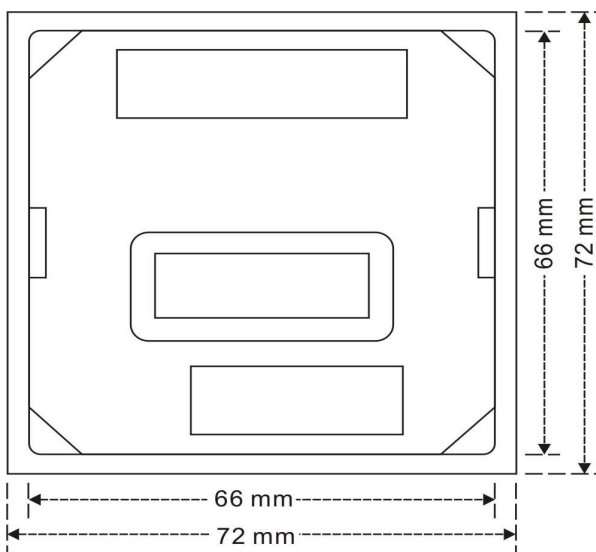


Fig. 3 GTR-10 Case Dimension of Back View

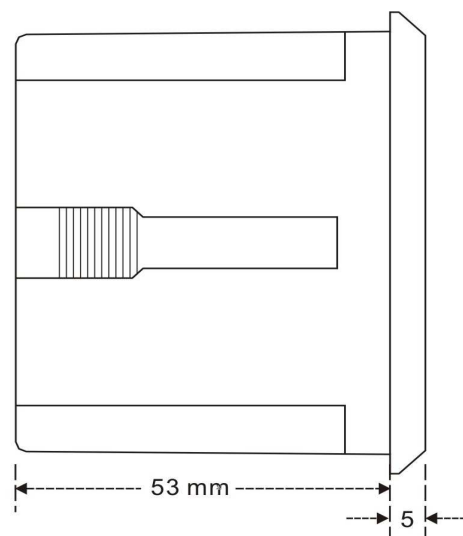


Fig. 3 GTR-10 Case Dimension of Back View

5. Specifications

DC supply :

8~36 VDC

Power Consumption :

Max.5 W

Measuring Frequency :

0~80 Hz (min AC Volt. 5V ; max AC Volt. 300V)

Relay Output :

Start output : 5A

Valve output : 5A

Idle / Pre-heat output : 5A

Alarm Output : 5A

Stop output : 5A

Ambient Temperature Range :

-30 °C ~ 70 °C

Dimension (W * H * D) :

72mm × 72 mm × 58 mm

Panel cut-out (W * H) :

68 mm × 68 mm

Weight :

160 g (0.35 lb.)

Protections and parameters :

Auxiliary shutdown protection: 1 Sec., Normal Close

Low battery warning: 5 Sec., 10.5 / 21 VDC

Over speed protection: 2 Sec., 55/66 Hz

High water temp. protection: 2 Sec., Normal Open

Low oil pressure protection: 2 Sec., Normal Open / Normal Close

Over crank: 3 attempts

Cranking speed up limited: 0.5 Sec., 16Hz

Safety on timer: 5 Sec (*)

(*) All alarms are ignored until safety on timer expired, except the emergency stop and over speed.

6. Controller Wiring Example

